




WP-0004
10/01/2003

150cc Change Transmission Gear Oil **Yukon II (CXL-150) Viper 150R (RXL-150R)**

Changing Transmission Oil

1. Place an oil catch pan under the unit directly below the transmission box.
2. Remove the transmission box drain plug located on the bottom of the transmission box on the underside of the unit.
3. Remove the transmission box fill hole plug located on top of the transmission box on the right hand side of the engine.
4. Allow the oil to drain completely (15-30 min).
5. Reinstall the drain plug and tighten. Torque to 7-10lbf-ft
6. Fill the transmission box with of SAE 80-90 gear oil. Capacity = 750cc / 25.4oz
7. Reinstall the fill hole plug and torque to 2-3lbf-ft.
8. Dispose of used oil at a proper recycling station as required by law.



Engine Oil
SAE 30W
1lt / 1Qt

